

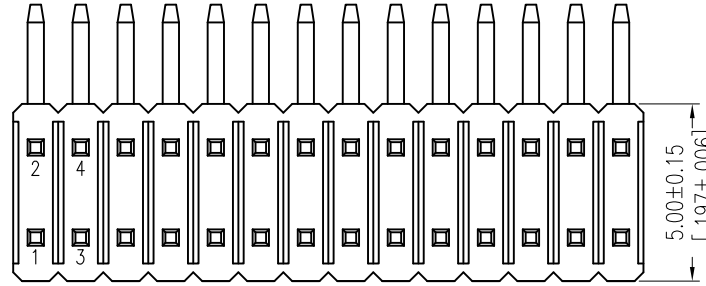
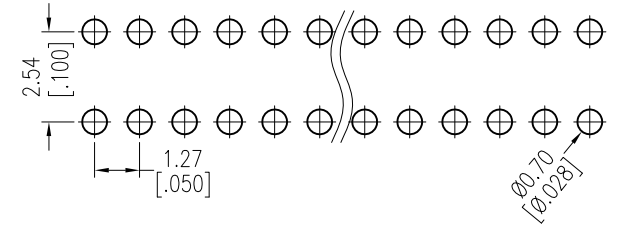
HSF

NOTES:

Rated Current:1.0AMP.
 Contact Resistance:20mΩ Max.
 Withstand Voltage:500V AC/DC
 Insulation Resistance:1000MΩ Min.
 Operation Temperature:-40°C to +105°C

Contact Material:Brass
 Contact Plating:Au or Sn Over Ni
 Insulator Material:PA9T+33%G.F UL94V-0 BK

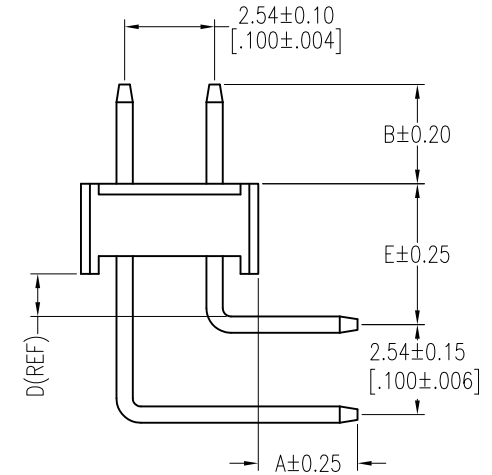
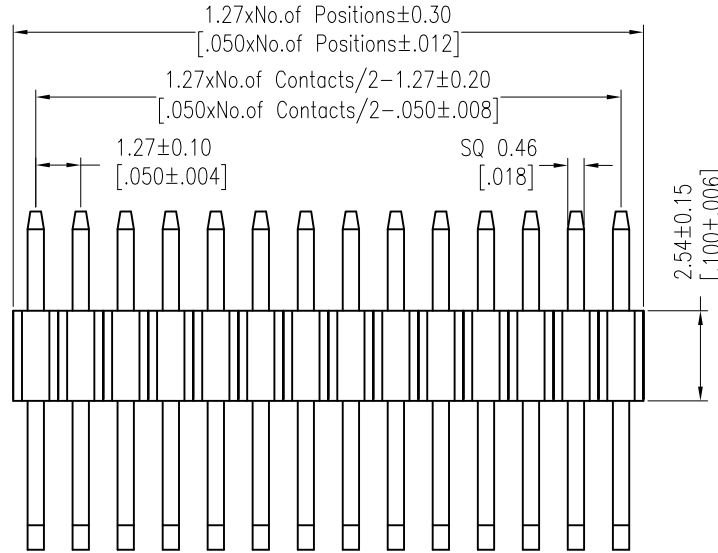
Recommended P.C.B Layout (Top Side)
 (PCB BOARD TOLERANCE±0.05)



Ordering Information

1425-12 XX XX R XXX C A XX

No. of Pins	Contact Plating	Pin Length(Short)	Insulator	Packing	Series No.
Per Row:01~50	G0=Gold Flash	L=A+B+D+3.8	C=PA9T	A=Tray	01~99
	G3=10u"Gold	Std:106=10.6			
	G4=15u"Gold	140=14.0			
	G5=30u"Gold				
	S0=Gold Flash/Tin				
	S3=10u"Gold/Tin				
	S4=15u"Gold/Tin				
	S5=30u"Gold/Tin				
	SN=Tin				
	SM=Matte Tin				



Item	Pin Length	A	E	B	Mating
Standard	10.6	2.80	3.97	2.80	2446
	14.0	3.00	3.97	6.00	2485
Alternate					

REV	DATE	MODIFICATION DESCRIPTION	CHANGE	OPERATION	DRAW	DATE	SCALE	Fit	PART NO.
				x.X ±0.40	William Chen	2018/01/12	UNIT	mm [inch]	1425-12XXXXRXXXCXXX
A1	2018/01/12	MODIFY PART NO.	-----	x.XX ±0.25	CHECK	DATE	SIZE	A4	TITLE:
AO	2012/04/06	NEW	-----	x.XXX ±0.15	APPROVE	DATE	SHEET	1/1	1.27*2.54 Pin Header, DUAL ROW, R/A, CONCAVE BENDING, H=2.54
				Angle ± 3'			PROJ.	Customer NO.	
				DIM TOL					