
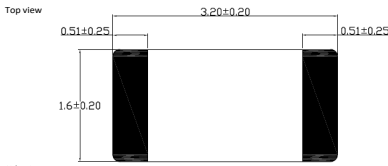


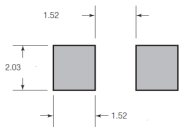
123 Chip Fuse



Dimensions (unit: mm)



Recommended land pattern



Main Characteristics

Chip fuse; Time-Lag(T)

Standard

UL248-14

Materials

Substrate: Ceramic
Termination: Silver over-plated with nickel and Tin

Operating Temperature

-55°C to +150°C

Storage Conditions

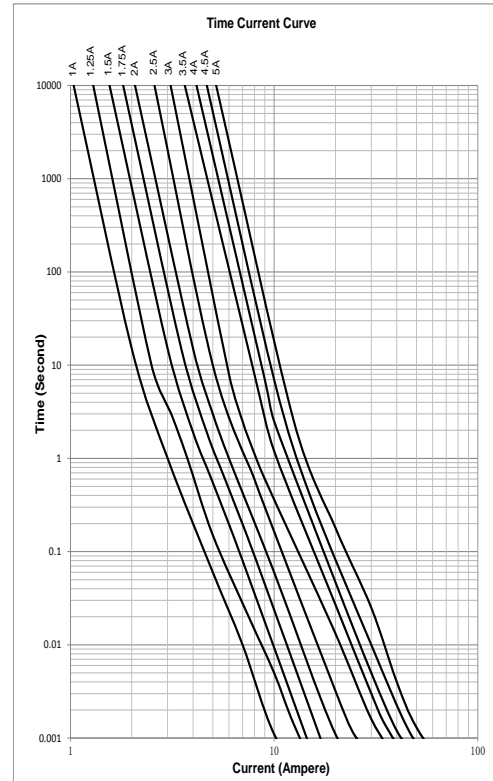
+10°C to +60°C
Relative humidity: ≤75% yearly average
Without dew, maximum 30 days at 95%

Vibration Resistance

24 cycles at 15 min. each (60068-6)
10-60Hz at 0.75mm amplitude
60-2000Hz at 10g acceleration

Soldering Parameters

260°C. ≤ 10 sec (Wave Soldering)
350°C. ≤ 3 sec (Hand Soldering)
Soldering Peak:
260°C. 10 sec.
280°C. 5 sec. (IEC 60068-20)



Time vs Current Characteristics: UL248-14				
Rated Current	100%	250%	300%	1000%
1A~5A	>4h	<5s	0.1s~3s	0.2ms~20ms



Electrical Characteristics at 25°C								
Amp Code	Rated Current	Rated Voltage	Typical Voltage Drop (mV)	Breaking Capacity	Typical Melting I ² t (A ² s)	Typical Cold Resistance (mΩ)	Alpha Mark	Approvals
								cURus
1100	1.00A	12VAC 63VDC	530	50A@12V AC 50A@63V DC	0.15	465	H	•
1125	1.25A		510		0.18	325	H	•
1150	1.50A		468		0.21	215	K	•
1175	1.75A		455		0.26	180	E	•
1200	2.00A		320		0.43	130	N	•
1250	2.50A		250		0.72	75	O	•
1300	3.00A		197		1.75	48	P	•
1350	3.50A		185		2.15	36.5	R	•
1400	4.00A		175		2.65	33	S	•
1450	4.50A	32V DC 12V AC	165	100A@32V DC 100A@12V AC	2.8	27.5	X	•
1500	5.00A		150		4.15	23	T	•

- DC Interrupting Rating (Measured at rated voltage, time constant of less than 50 microseconds, battery source)
- DC Cold Resistance are measured at <10% of rated current in ambient temperature of 25°C
- Typical Pre-arcing I²t are measured at 10I_n Current

Ordering Information

Series	Amp Code	Supplementary Code	Qty
123			