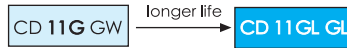


CD 11 GL GL SERIES



5000h at 125°C

- Load life of 5000 hours at 125°C
- Suited for ballast and energy-saved lamp application of which high temperature and high reliability are required

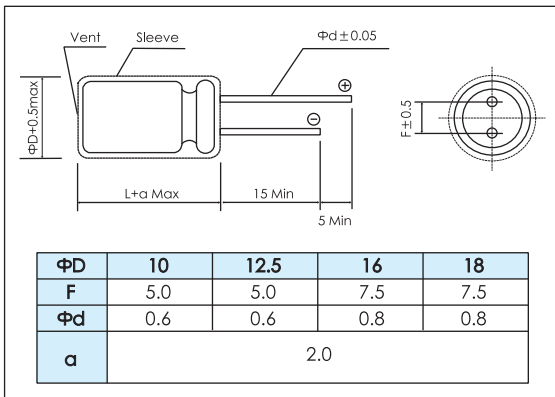


Items	Characteristics						
Operating Temperature Range (°C)	-40 ~ +125			-25 ~ +125			
Voltage Range (V)	160 ~ 250			350 ~ 450			
Capacitance Range (μF)	1 ~ 330						
Capacitance Tolerance (20°C, 120Hz)	± 20%						
Leakage Current (μA)	After 1 minute at 20°C application of rated voltage, leakage current is not more than 0.03CV+70. C: Nominal Capacitance (μF) V: Rated Voltage (V)						
Dissipation Factor (20°C, 120Hz)	Rated Voltage (V)	160	200	250	350	400	450
	Tan δ (max)	0.12	0.12	0.12	0.15	0.15	0.15

	Useful Life		Load Life	Endurance Test	Shelf Life
Lifetime	6000h	80000h	Φ10: 4000h Φ12.5-18: 5000h	6000h	500h
Leakage Current	Not more than specified value		Not more than specified value	Not more than specified value	Not more than specified value
Capacitance Change	Within ± 30% of initial value		Within ± 25% of initial value	Within ± 25% of initial value	Within ± 20% of initial value
Dissipation Factor	Not more than 300% of specified value		Not more than 300% of specified value	Not more than 300% of specified value	Not more than 200% of specified value
Condition: Applied Voltage Applied Current Applied Temperature	U_R I_R 125°C	U_R $1.4 \times I_R$ 85°C	U_R I_R 125°C	U_R $I_R = 0$ 125°C	$U_R = 0$ $I_R = 0$ 125°C After test: U_R to be applied for 30min >24h before measurement

Dimensions

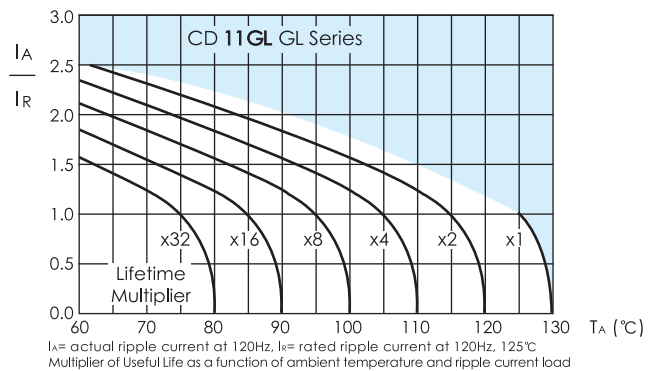
mm



Frequency Coefficient

Frequency	50/60Hz	120Hz	500Hz	1kHz	≥10kHz
Coefficient	0.80	1.0	1.2	1.3	1.5

Lifetime Diagram



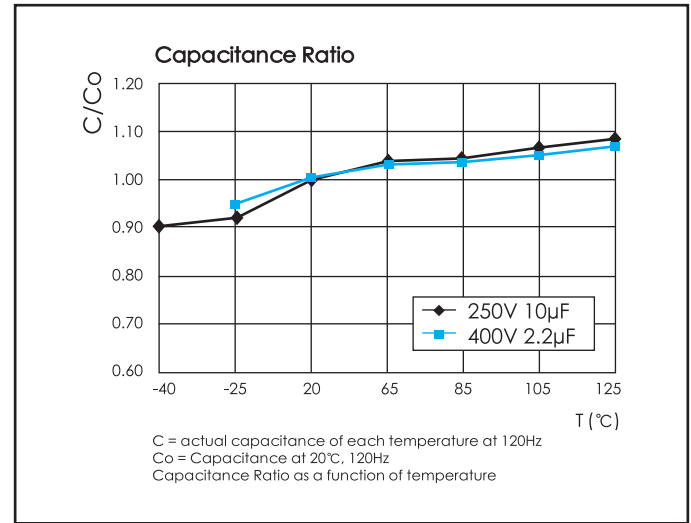
Temperature Coefficient

Temperature(°C)	+85	+105	+125
Coefficient	2.2	1.6	1.0

Ratings for CD 11GL GL Series

U_s (Surge Voltage) Code	Rated Capacitance	Max ESR 20°C, 120Hz	Typ ESR 20°C, 120Hz	Rated Ripple Current 125°C, 120Hz	Size $\Phi D \times L$	P/N
(V)	(μF)	(Ω)	(Ω)	(mA rms)	(mm)	-
160 (200) 2C	10	15.9	8.0	62	10×16	ECR2CGL100M□□100016
	22	7.2	3.6	101	10×20	ECR2CGL220M□□100020
	33	4.8	2.4	139	12.5×20	ECR2CGL330M□□125020
	47	3.4	1.7	165	12.5×20	ECR2CGL470M□□125020
	100	1.6	0.8	302	16×25	ECR2CGL101M□□160025
	220	0.7	0.4	514	18×31.5	ECR2CGL221M□□180031
	330	0.5	0.2	673	18×36	ECR2CGL331M□□180036
200 (250) 2D	10	15.9	8.0	62	10×16	ECR2DGL100M□□100016
	22	7.2	3.6	101	10×20	ECR2DGL220M□□100020
	33	4.8	2.4	139	12.5×20	ECR2DGL330M□□125020
	47	3.4	1.7	165	12.5×20	ECR2DGL470M□□125020
	100	1.6	0.8	302	16×25	ECR2DGL101M□□160025
	220	0.7	0.4	514	18×31.5	ECR2DGL221M□□180031
	330	0.5	0.2	673	18×36	ECR2DGL331M□□180036
250 (300) 2E	4.7	33.9	16.9	42	10×16	ECR2EGL4R7M□□100016
	6.8	23.4	11.7	51	10×16	ECR2EGL6R8M□□100016
	10	15.9	8.0	68	10×20	ECR2EGL100M□□100020
	22	7.2	3.6	113	12.5×20	ECR2EGL220M□□125020
	33	4.8	2.4	153	12.5×25	ECR2EGL330M□□125025
	47	3.4	1.7	207	16×25	ECR2EGL470M□□160025
	100	1.6	0.8	346	18×31.5	ECR2EGL101M□□180031
350 (400) 2V	2.2	90.5	36.2	26	10×16	ECR2VGL2R2M□□100016
	3.3	60.3	24.1	32	10×16	ECR2VGL3R3M□□100016
	4.7	42.3	16.9	42	10×20	ECR2VGL4R7M□□100020
	5.6	35.5	14.2	46	10×20	ECR2VGL5R6M□□100020
	6.8	29.3	11.7	56	12.5×20	ECR2VGL6R8M□□125020
	10	19.9	8.0	68	12.5×20	ECR2VGL100M□□125020
	22	9.0	3.6	112	12.5×25	ECR2VGL220M□□125025
	33	6.0	2.4	155	16×25	ECR2VGL330M□□160025
400 (450) 2G	4.7	4.2	1.7	201	16×31.5	ECR2VGL470M□□160031
	2.2	90.5	36.2	26	10×16	ECR2GGL2R2M□□100016
	3.3	60.3	24.1	32	10×16	ECR2GGL3R3M□□100016
	4.7	42.3	16.9	42	10×20	ECR2GGL4R7M□□100020
	5.6	35.5	14.2	46	10×20	ECR2GGL5R6M□□100020
	6.8	29.3	11.7	56	12.5×20	ECR2GGL6R8M□□125020
	10	19.9	8.0	68	12.5×20	ECR2GGL100M□□125020
	22	9.0	3.6	112	12.5×25	ECR2GGL220M□□125025
450 (500) 2W	33	6.0	2.4	155	16×25	ECR2GGL330M□□160025
	47	4.2	1.7	201	16×31.5	ECR2GGL470M□□160031
	2.2	90.5	36.2	26	10×16	ECR2WGL2R2M□□100016
	3.3	60.3	24.1	32	10×16	ECR2WGL3R3M□□100016
	4.7	42.3	16.9	42	10×20	ECR2WGL4R7M□□100020
	5.6	35.5	14.2	51	12.5×20	ECR2WGL5R6M□□125020
	6.8	29.3	11.7	56	12.5×20	ECR2WGL6R8M□□125020
	10	19.9	8.0	75	12.5×25	ECR2WGL100M□□125025
	22	9.0	3.6	127	16×25	ECR2WGL220M□□160025
	33	6.0	2.4	168	16×31.5	ECR2WGL330M□□160031
	47	4.2	1.7	212	18×31.5	ECR2WGL470M□□180031

Typical Curves



Customer products are available on request.