CD 281 LL SERIES

Jianghai

2000 - 8000h at 105℃

- Longest Lifetime 105℃
- Low Impedance
- Power Supplies
- Smoothing, Buffering, Filtering

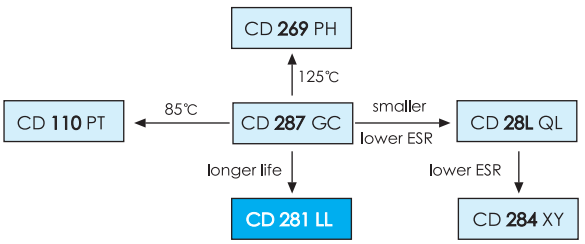



Items	Characteristics
Operating Temperature Range (℃)	-55 ~ +105
Voltage Range (V)	6.3 ~ 100
Capacitance Range (μF)	0.47 ~ 15000
Capacitance Tolerance (20℃, 120Hz)	± 20%
Leakage Current (μA)	After 2 minutes at 20℃ application of rated voltage, leakage current is not more than 0.02CV or 3, whichever is greater. C: Nominal Capacitance (μF) V: Rated Voltage (V)
Dissipation Factor (20℃, 120Hz)	

Rated Voltage (V)	6.3	10	16	25	35	50	63	100
Tan δ (max)	0.22	0.19	0.16	0.14	0.12	0.10	0.09	0.08

For Capacitances >1000μF add 0.02 to every 1000μF

Stability at Low Temperature (Impedance Ratio at 120Hz)	
Rated Voltage (V)	6.3 ~ 100
$Z_{-55℃} / Z_{+20℃}$	3

	Useful Life		Load Life	Endurance Test	Shelf Life
Lifetime	Φ 5 : 3000h Φ 6.3 - 8 : 5000h Φ 10 : 7000h Φ 12.5 : 10000h Φ ≥16 : 12000h	Φ ≥ 6.3 > 200000h	Φ 5 : 2000h Φ 6.3- 8 : 3000h Φ 10 : 5000h Φ 12.5 : 7000h Φ ≥16 : 8000h	Φ 5 : 3000h Φ 6.3 - 8 : 4000h Φ 10 : 6000h Φ 12.5 : 8000h Φ ≥16 : 10000h	1000h
Leakage Current	Not more than specified value		Not more than specified value	Not more than specified value	Not more than specified value
Capacitance Change	Within ± 30% of initial value		Within ± 20% of initial value	Within ± 20% of initial value	Within ± 20% of initial value
Dissipation Factor	Not more than 300% of specified value		Not more than 200% of specified value	Not more than 200% of specified value	Not more than 200% of specified value
Condition: Applied Voltage Applied Current Applied Temperature	U_R I_R 105℃	U_R 1.4 x I_R 40℃	U_R I_R 105℃	U_R I_R = 0 105℃	U_R = 0 I_R = 0 105℃ After test: U_R to be applied for 30min >24h before measurement

Dimensions mm

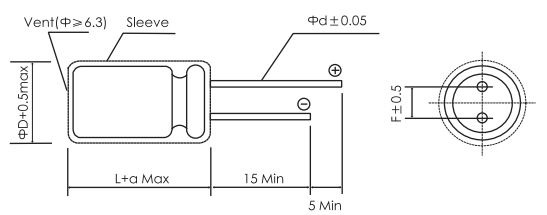

ΦD	5	6.3	8	10	12.5	16	18
F	2.0	2.5	3.5	5.0		7.5	
Φd	0.5		0.6			0.8	
a	1.5			2.0			

Frequency Coefficient

Cap (μF) \ Frequency	120Hz	1kHz	10kHz	100kHz
0.47 ~ 4.7	0.40	0.68	0.83	1.00
5.6 ~ 47	0.50	0.76	0.87	1.00
56 ~ 270	0.70	0.85	0.93	1.00
330 ~ 1000	0.80	0.93	0.98	1.00
1200 ~ 15000	0.90	0.95	1.00	1.00

Temperature Coefficient

Temperature(℃)	+70	+85	+105
Coefficient	1.96	1.68	1.00

MINIATURE

Ratings for CD **281** LL Series

U_R (Surge Voltage) Code	Rated Capa-citance	Max ESR 20℃, 120Hz	Max Imp 20℃, 100kHz	Max Imp -10℃, 100kHz	Rated Ripple Current 105℃, 100KHz	Size ΦxL	P/N
(V)	(μF)	(Ω)	(Ω)	(Ω)	(mArms)	(mm)	-
6.3 (7.2) 0J	100	2.919	0.65	1.3	175	5×11.5	ECR0JLL101M□□050011
	150	1.946	0.46	0.92	235	5×15	ECR0JLL151M□□050015
	220	1.327	0.3	0.6	290	6.3×11.5	ECR0JLL221M□□063011
	330	0.885	0.2	0.4	400	6.3×15	ECR0JLL331M□□063015
	470	0.621	0.17	0.34	488	8×11.5	ECR0JLL471M□□080011
	680	0.429	0.13	0.26	617	8×16	ECR0JLL681M□□080016
		0.429	0.12	0.24	613	10×12.5	ECR0JLL681M□□100012
	820	0.356	0.095	0.19	734	10×16	ECR0JLL821M□□100016
	1000	0.292	0.095	0.19	800	8×20	ECR0JLL102M□□080020
	1200	0.243	0.065	0.13	1010	10×20	ECR0JLL122M□□100020
		0.243	0.065	0.13	1010	12.5×15	ECR0JLL122M□□125015
	1500	0.195	0.055	0.11	1190	10×25	ECR0JLL152M□□100025
	2200	0.145	0.045	0.09	1440	10×30	ECR0JLL222M□□100030
		0.145	0.042	0.084	1400	12.5×20	ECR0JLL222M□□125020
	2700	0.118	0.038	0.076	1690	12.5×25	ECR0JLL272M□□125025
		0.118	0.046	0.092	1310	16×15	ECR0JLL272M□□160015
	3300	0.105	0.043	0.086	1460	18×15	ECR0JLL332M□□180015
	3900	0.088	0.032	0.064	1950	12.5×30	ECR0JLL392M□□125030
	4700	0.079	0.028	0.056	2220	12.5×35	ECR0JLL472M□□125035
		0.079	0.034	0.068	1660	16×20	ECR0JLL472M□□160020
	5600	0.071	0.026	0.052	2390	12.5×40	ECR0JLL562M□□125040
		0.071	0.028	0.056	2070	16×25	ECR0JLL562M□□160025
		0.071	0.03	0.06	1850	18×20	ECR0JLL562M□□180020
	6800	0.062	0.025	0.05	2350	16×31.5	ECR0JLL682M□□160031
		0.062	0.027	0.054	2120	18×25	ECR0JLL682M□□180025
	8200	0.058	0.022	0.044	2550	16×35.5	ECR0JLL822M□□160035
	10000	0.053	0.023	0.046	2410	18×31.5	ECR0JLL103M□□180031
	12000	0.049	0.02	0.04	2970	16×40	ECR0JLL123M□□160040
		0.049	0.02	0.04	2680	18×35.5	ECR0JLL123M□□180035
	15000	0.044	0.019	0.038	3010	18×40	ECR0JLL153M□□180040
10 (13) 1A	82	3.075	0.65	1.3	175	5×11.5	ECR1ALL820M□□050011
	100	2.521	0.46	0.92	235	5×15	ECR1ALL101M□□050015
	180	1.401	0.3	0.6	290	6.3×11.5	ECR1ALL181M□□063011
	220	1.146	0.2	0.4	400	6.3×15	ECR1ALL221M□□063015
	330	0.764	0.17	0.34	488	8×11.5	ECR1ALL331M□□080011
	470	0.536	0.13	0.26	617	8×16	ECR1ALL471M□□080016
		0.536	0.12	0.24	613	10×12.5	ECR1ALL471M□□100012
	560	0.45	0.095	0.19	734	10×16	ECR1ALL561M□□100016
	680	0.371	0.095	0.19	800	8×20	ECR1ALL681M□□080020
	1000	0.252	0.065	0.13	1010	10×20	ECR1ALL102M□□100020
		0.252	0.065	0.13	1010	12.5×15	ECR1ALL102M□□125015
	1200	0.21	0.055	0.11	1190	10×25	ECR1ALL122M□□100025
	1500	0.168	0.045	0.09	1440	10×30	ECR1ALL152M□□100030
	1800	0.14	0.042	0.084	1400	12.5×20	ECR1ALL182M□□125020
		0.14	0.046	0.092	1310	16×15	ECR1ALL182M□□160015
	2200	0.127	0.038	0.076	1690	12.5×25	ECR1ALL222M□□125025
		0.127	0.043	0.086	1460	18×15	ECR1ALL222M□□180015
	2700	0.103	0.032	0.064	1950	12.5×30	ECR1ALL272M□□125030
	3300	0.092	0.028	0.056	2220	12.5×35	ECR1ALL332M□□125035
		0.092	0.034	0.068	1660	16×20	ECR1ALL332M□□160020
	3900	0.078	0.026	0.052	2390	12.5×40	ECR1ALL392M□□125040
		0.078	0.028	0.056	2070	16×25	ECR1ALL392M□□160025
		0.078	0.03	0.06	1850	18×20	ECR1ALL392M□□180020
	4700	0.071	0.027	0.054	2120	18×25	ECR1ALL472M□□180025
	5600	0.064	0.025	0.05	2350	16×31.5	ECR1ALL562M□□160031
	6800	0.057	0.022	0.044	2550	16×35.5	ECR1ALL682M□□160035
		0.057	0.023	0.046	2410	18×31.5	ECR1ALL682M□□180031
	8200	0.053	0.02	0.04	2970	16×40	ECR1ALL822M□□160040
		0.053	0.02	0.04	2680	18×35.5	ECR1ALL822M□□180035
	10000	0.049	0.019	0.038	3010	18×40	ECR1ALL103M□□180040
16 (20) 1C	56	3.791	0.65	1.3	175	5×11.5	ECR1CLL560M□□050011
	82	2.589	0.46	0.92	235	5×15	ECR1CLL820M□□050015
	120	1.769	0.3	0.6	290	6.3×11.5	ECR1CLL121M□□063011
	180	1.180	0.2	0.4	400	6.3×15	ECR1CLL181M□□063015
	270	0.786	0.17	0.34	501	8×11.5	ECR1CLL271M□□080011
	330	0.643	0.13	0.26	575	8×16	ECR1CLL331M□□080016
		0.643	0.12	0.24	625	10×12.5	ECR1CLL331M□□100012
	390	0.544	0.095	0.19	795	10×16	ECR1CLL391M□□100016
	470	0.452	0.095	0.19	760	8×20	ECR1CLL471M□□080020
	680	0.312	0.065	0.13	1010	10×20	ECR1CLL681M□□100020
		0.312	0.065	0.13	1010	12.5×15	ECR1CLL681M□□125015
	820	0.259	0.055	0.11	1190	10×25	ECR1CLL821M□□100025

U_R (Surge Voltage) Code	Rated Capa-citance	Max ESR 20℃, 120Hz	Max Imp 20℃, 100kHz	Max Imp -10℃, 100kHz	Rated Ripple Current 105℃, 100KHz	Size ΦDxL	P/N
(V)	(μF)	(Ω)	(Ω)	(Ω)	(mArms)	(mm)	-
16 (20) 1C	1200	0.177	0.045	0.09	1430	10×30	ECR1CLL122M□□100030
		0.177	0.042	0.084	1400	12.5×20	ECR1CLL122M□□125020
	1500	0.142	0.038	0.076	1690	12.5×25	ECR1CLL152M□□125025
		0.142	0.046	0.092	1340	16×15	ECR1CLL152M□□160015
		0.142	0.043	0.086	1490	18×15	ECR1CLL152M□□180015
	2200	0.109	0.032	0.064	1950	12.5×30	ECR1CLL222M□□125030
		0.109	0.034	0.068	1730	16×20	ECR1CLL222M□□160020
	2700	0.088	0.028	0.056	2200	12.5×35	ECR1CLL272M□□125035
		0.088	0.028	0.056	2070	16×25	ECR1CLL272M□□160025
		0.088	0.03	0.06	1870	18×20	ECR1CLL272M□□180020
	3300	0.08	0.026	0.052	2390	12.5×40	ECR1CLL332M□□125040
	3900	0.068	0.025	0.05	2350	16×31.5	ECR1CLL392M□□160031
		0.068	0.027	0.054	2160	18×25	ECR1CLL392M□□180025
	4700	0.062	0.022	0.044	2550	16×35.5	ECR1CLL472M□□160035
		0.062	0.023	0.046	2450	18×31.5	ECR1CLL472M□□180031
	5600	0.057	0.02	0.04	2900	16×40	ECR1CLL562M□□160040
	6800	0.051	0.02	0.04	2730	18×35.5	ECR1CLL682M□□180035
	8200	0.049	0.019	0.038	3060	18×40	ECR1CLL822M□□180040
25 (32) 1E	39	4.763	0.65	1.3	175	5×11.5	ECR1ELL390M□□050011
	56	3.317	0.46	0.92	235	5×15	ECR1ELL560M□□050015
	82	2.266	0.3	0.6	290	6.3×11.5	ECR1ELL820M□□063011
	120	1.548	0.2	0.4	400	6.3×15	ECR1ELL121M□□063015
	180	1.032	0.17	0.34	503	8×11.5	ECR1ELL181M□□080011
	220	0.844	0.13	0.26	575	8×16	ECR1ELL221M□□080016
		0.844	0.12	0.24	629	10×12.5	ECR1ELL221M□□100012
	270	0.688	0.095	0.19	795	10×16	ECR1ELL271M□□100016
	330	0.563	0.095	0.19	751	8×20	ECR1ELL331M□□080020
	470	0.395	0.065	0.13	1010	10×20	ECR1ELL471M□□100020
		0.395	0.065	0.13	1010	12.5×15	ECR1ELL471M□□125015
	560	0.332	0.055	0.11	1190	10×25	ECR1ELL561M□□100025
	820	0.227	0.045	0.09	1440	10×30	ECR1ELL821M□□100030
		0.227	0.042	0.084	1400	12.5×20	ECR1ELL821M□□125020
		0.227	0.046	0.092	1360	16×15	ECR1ELL821M□□160015
	1000	0.186	0.038	0.076	1690	12.5×25	ECR1ELL102M□□125025
	1200	0.155	0.043	0.086	1500	18×15	ECR1ELL122M□□180015
	1500	0.124	0.032	0.064	1950	12.5×30	ECR1ELL152M□□125030
		0.124	0.034	0.068	1730	16×20	ECR1ELL152M□□160020
	1800	0.103	0.028	0.056	2200	12.5×35	ECR1ELL182M□□125035
		0.103	0.028	0.056	2070	16×25	ECR1ELL182M□□160025
		0.103	0.03	0.06	1890	18×20	ECR1ELL182M□□180020
	2200	0.097	0.026	0.052	2390	12.5×40	ECR1ELL222M□□125040
	2700	0.079	0.025	0.05	2350	16×31.5	ECR1ELL272M□□160031
		0.079	0.027	0.054	2180	18×25	ECR1ELL272M□□180025
	3300	0.072	0.022	0.044	2550	16×35.5	ECR1ELL332M□□160035
		0.072	0.023	0.046	2470	18×31.5	ECR1ELL332M□□180031
	3900	0.061	0.02	0.04	2900	16×40	ECR1ELL392M□□160040
		0.061	0.02	0.04	2740	18×35.5	ECR1ELL392M□□180035
	4700	0.056	0.019	0.038	3070	18×40	ECR1ELL472M□□180040
35 (44) 1V	27	5.898	0.65	1.3	175	5×11.5	ECR1VLL270M□□050011
	39	4.083	0.46	0.92	235	5×15	ECR1VLL390M□□050015
	56	2.843	0.3	0.6	290	6.3×11.5	ECR1VLL560M□□063011
	82	1.942	0.2	0.4	400	6.3×15	ECR1VLL820M□□063015
	120	1.327	0.17	0.34	501	8×11.5	ECR1VLL121M□□080011
	150	1.062	0.12	0.24	625	10×12.5	ECR1VLL151M□□100012
	180	0.885	0.13	0.26	575	8×16	ECR1VLL181M□□080016
		0.885	0.095	0.19	795	10×16	ECR1VLL181M□□100016
	220	0.724	0.095	0.19	760	8×20	ECR1VLL221M□□080020
	330	0.483	0.065	0.13	1010	10×20	ECR1VLL331M□□100020
		0.483	0.065	0.13	1010	12.5×15	ECR1VLL331M□□125015
	390	0.408	0.055	0.11	1190	10×25	ECR1VLL391M□□100025
	560	0.284	0.045	0.09	1450	10×30	ECR1VLL561M□□100030
		0.284	0.042	0.084	1400	12.5×20	ECR1VLL561M□□125020
		0.284	0.046	0.092	1360	16×15	ECR1VLL561M□□160015
	680	0.234	0.038	0.076	1690	12.5×25	ECR1VLL681M□□125025
		0.234	0.043	0.086	1520	18×15	ECR1VLL681M□□180015
	1000	0.159	0.032	0.064	1950	12.5×30	ECR1VLL102M□□125030
		0.159	0.034	0.068	1730	16×20	ECR1VLL102M□□160020
	1200	0.133	0.028	0.056	2200	12.5×35	ECR1VLL122M□□125035
		0.133	0.028	0.056	2070	16×25	ECR1VLL122M□□160025
		0.133	0.03	0.06	1900	18×20	ECR1VLL122M□□180020
	1500	0.106	0.026	0.052	2390	12.5×40	ECR1VLL152M□□125040

Ratings for CD **281** LL Series

U_R (Surge Voltage) Code	Rated Capa-citance	Max ESR 20℃, 120Hz	Max Imp 20℃, 100kHz	Max Imp -10℃, 100kHz	Rated Ripple Current 105℃, 100KHz	Size ΦD x L	P/N
(V)	(μF)	(Ω)	(Ω)	(Ω)	(mArms)	(mm)	-
35 (44) 1V	1800	0.088	0.025	0.050	2350	16×31.5	ECR1VLL182M□□160031
		0.088	0.027	0.054	2200	18×25	ECR1VLL182M□□180025
	2200	0.084	0.022	0.044	2550	16×35.5	ECR1VLL222M□□160035
		0.084	0.023	0.046	2490	18×31.5	ECR1VLL222M□□180031
	2700	0.069	0.020	0.040	2900	16×40	ECR1VLL272M□□160040
		0.069	0.020	0.040	2770	18×35.5	ECR1VLL272M□□180035
	3300	0.064	0.019	0.038	3110	18×40	ECR1VLL332M□□180040
50 (63) 1H	0.47	283	3.9	7.8	22	5×11.5	ECR1HLLR47M□□050011
	1	133	3.5	7.0	36	5×11.5	ECR1HLL010M□□050011
	2.2	60.3	3.0	6.0	54	5×11.5	ECR1HLL2R2M□□050011
	3.3	40.2	2.6	5.2	63	5×11.5	ECR1HLL3R3M□□050011
	4.7	28.3	2.2	4.4	75	5×11.5	ECR1HLL4R7M□□050011
	10	13.3	1.4	2.8	110	5×11.5	ECR1HLL100M□□050011
	18	7.372	0.95	1.9	120	5×11.5	ECR1HLL180M□□050011
	27	4.915	0.55	1.1	135	5×15	ECR1HLL270M□□050015
	39	3.402	0.36	0.72	148	6.3×11.5	ECR1HLL390M□□063011
	56	2.370	0.28	0.56	153	6.3×15	ECR1HLL560M□□063015
	68	1.951	0.20	0.40	360	8×11.5	ECR1HLL680M□□080011
	82	1.618	0.18	0.36	460	8×16	ECR1HLL820M□□080016
		1.618	0.18	0.36	443	10×12.5	ECR1HLL820M□□100012
	100	1.327	0.15	0.30	553	10×16	ECR1HLL101M□□100016
	120	1.106	0.13	0.26	670	8×20	ECR1HLL121M□□080020
	180	0.737	0.095	0.19	676	10×20	ECR1HLL181M□□100020
		0.737	0.105	0.21	745	12.5×15	ECR1ELL181M□□125015
	220	0.603	0.080	0.16	876	10×25	ECR1HLL221M□□100025
	330	0.402	0.065	0.13	1010	10×30	ECR1HLL331M□□100030
		0.402	0.070	0.14	979	12.5×20	ECR1HLL331M□□125020
		0.402	0.075	0.15	982	16×15	ECR1HLL331M□□160015
	470	0.282	0.054	0.108	1180	12.5×25	ECR1HLL471M□□125025
		0.282	0.058	0.116	1180	18×15	ECR1HLL471M□□180015
	560	0.237	0.050	0.1	1310	12.5×30	ECR1HLL561M□□125030
	680	0.195	0.046	0.092	1470	12.5×35	ECR1HLL681M□□125035
		0.195	0.050	0.1	1210	16×20	ECR1HLL681M□□160020
	820	0.162	0.044	0.088	1590	12.5×40	ECR1HLL821M□□125040
		0.162	0.048	0.096	1490	16×25	ECR1HLL821M□□160025
		0.162	0.046	0.092	1450	18×20	ECR1HLL821M□□180020
	1000	0.133	0.040	0.08	1890	16×31.5	ECR1HLL102M□□160031
		0.133	0.040	0.08	1720	18×25	ECR1HLL102M□□180025
	1200	0.111	0.032	0.064	2140	16×35.5	ECR1HLL122M□□160035
	1500	0.088	0.026	0.052	2410	16×40	ECR1HLL152M□□160040
		0.088	0.026	0.052	1970	18×31.5	ECR1HLL152M□□180031
	1800	0.074	0.025	0.050	2310	18×35.5	ECR1HLL182M□□180035
	2200	0.072	0.024	0.048	2530	18×40	ECR1HLL222M□□180040
63 (79) 1J	12	9.952	1.2	3.6	120	5×11.5	ECR1JLL120M□□050011
	18	6.635	0.85	2.6	135	5×15	ECR1JLL180M□□050015
	27	4.423	0.55	1.7	148	6.3×11.5	ECR1JLL270M□□063011
	39	3.062	0.38	1.1	153	6.3×15	ECR1JLL390M□□063015
	47	2.541	0.32	0.96	360	8×11.5	ECR1JLL470M□□080011
	56	2.133	0.23	0.69	448	10×12.5	ECR1JLL560M□□100012
	68	1.756	0.24	0.72	469	8×16	ECR1JLL680M□□080016
		1.756	0.17	0.51	553	10×16	ECR1JLL680M□□100016
	82	1.456	0.17	0.51	682	8×20	ECR1JLL820M□□080020
	120	0.995	0.12	0.36	676	10×20	ECR1JLL121M□□100020
	150	0.796	0.10	0.30	876	10×25	ECR1JLL151M□□100025
		0.796	0.11	0.33	745	12.5×15	ECR1JLL151M□□125015
	180	0.663	0.085	0.26	1020	10×30	ECR1JLL181M□□100030
	220	0.543	0.075	0.23	979	12.5×20	ECR1JLL221M□□125020
		0.543	0.080	0.24	928	16×15	ECR1JLL221M□□160015
	270	0.442	0.065	0.20	1180	12.5×25	ECR1JLL271M□□125025
	330	0.362	0.065	0.20	1200	18×15	ECR1JLL331M□□180015
	390	0.306	0.055	0.17	1310	12.5×30	ECR1JLL391M□□125030
		0.306	0.057	0.17	1210	16×20	ECR1JLL391M□□160020
	470	0.254	0.048	0.14	1470	12.5×35	ECR1JLL471M□□125035
		0.254	0.052	0.16	1490	16×25	ECR1JLL471M□□160025
		0.254	0.058	0.17	1460	18×20	ECR1JLL471M□□180020
	560	0.213	0.042	0.13	1590	12.5×40	ECR1JLL561M□□125040
	680	0.176	0.042	0.13	1890	16×31.5	ECR1JLL681M□□160031
		0.176	0.050	0.15	1740	18×25	ECR1JLL681M□□180025
	820	0.146	0.036	0.11	2140	16×35.5	ECR1JLL821M□□160035
		0.146	0.042	0.13	1990	18×31.5	ECR1JLL821M□□180031
	1000	0.119	0.032	0.096	2410	16×40	ECR1JLL102M□□160040
		0.119	0.035	0.11	2340	18×35.5	ECR1JLL102M□□180035
	1200	0.100	0.032	0.096	2560	18×40	ECR1JLL122M□□180040

U_R (Surge Voltage) Code	Rated Capa-citance	Max ESR 20℃, 120Hz	Max Imp 20℃, 100kHz	Max Imp -10℃, 100kHz	Rated Ripple Current 105℃, 100KHz	Size ΦD x L	P/N
(V)	(μF)	(Ω)	(Ω)	(Ω)	(mArms)	(mm)	-
100 (125) 2A	5.6	18.957	1.9	7.6	57	5×11.5	ECR2ALL5R6M□□050011
	8.2	12.946	1.3	5.2	74	5×15	ECR2ALL8R2M□□050015
	12	8.846	1.1	4.4	78	6.3×11.5	ECR2ALL120M□□063011
	18	5.898	0.62	2.5	85	6.3×15	ECR2ALL180M□□063015
	22	4.825	0.53	2.1	275	8×11.5	ECR2ALL220M□□080011
	27	3.932	0.47	1.9	319	10×12.5	ECR2ALL270M□□100012
	33	3.217	0.35	1.4	360	8×16	ECR2ALL330M□□080016
		3.217	0.32	1.3	424	10×16	ECR2ALL330M□□100016
	39	2.722	0.27	1.1	490	8×20	ECR2ALL390M□□080020
	56	1.896	0.25	1.0	499	10×20	ECR2ALL560M□□100020
	68	1.561	0.18	0.72	634	10×25	ECR2ALL680M□□100025
		1.561	0.20	0.80	613	12.5×15	ECR2ALL680M□□125015
	100	1.062	0.15	0.60	739	10×30	ECR2ALL101M□□100030
		1.062	0.13	0.52	805	12.5×20	ECR2ALL101M□□125020
	120	0.885	0.11	0.44	857	12.5×25	ECR2ALL121M□□125025
		0.885	0.13	0.50	706	16×15	ECR2ALL121M□□160015
	150	0.708	0.12	0.48	871	18×15	ECR2ALL151M□□180015
	180	0.590	0.090	0.36	1120	12.5×30	ECR2ALL181M□□125030
		0.590	0.11	0.44	916	16×20	ECR2ALL181M□□160020
	220	0.483	0.075	0.30	1240	12.5×35	ECR2ALL221M□□125035
		0.483	0.081	0.32	1290	16×25	ECR2ALL221M□□160025
	270	0.393	0.060	0.24	1330	12.5×40	ECR2ALL271M□□125040
		0.393	0.085	0.34	1170	18×20	ECR2ALL271M□□180020
	330	0.322	0.059	0.23	1630	16×31.5	ECR2ALL331M□□160031
		0.322	0.071	0.28	1500	18×25	ECR2ALL331M□□180025
	390	0.272	0.052	0.21	1750	16×35.5	ECR2ALL391M□□160035
		0.272	0.058	0.23	1630	18×31.5	ECR2ALL391M□□180031
	470	0.226	0.045	0.18	1920	16×40	ECR2ALL471M□□160040
	560	0.190	0.054	0.22	1920	18×35.5	ECR2ALL561M□□180035
	680	0.156	0.041	0.16	2100	18×40	ECR2ALL681M□□180040

Customer products are available on request.

Lifetime Diagram

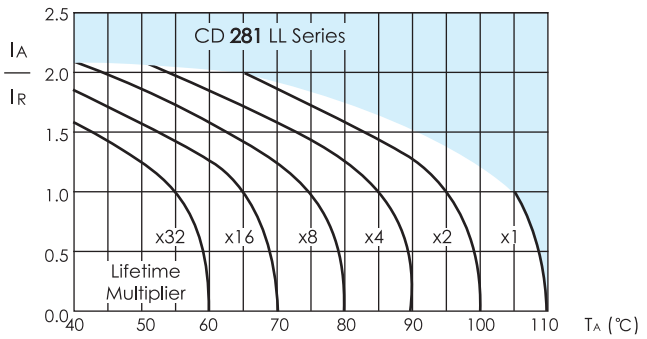

I_A= actual ripple current at 100kHz, I_R= rated ripple current at 100kHz, 105℃
Multiplier of Useful Life as a function of ambient temperature and ripple current load

Typical Curves

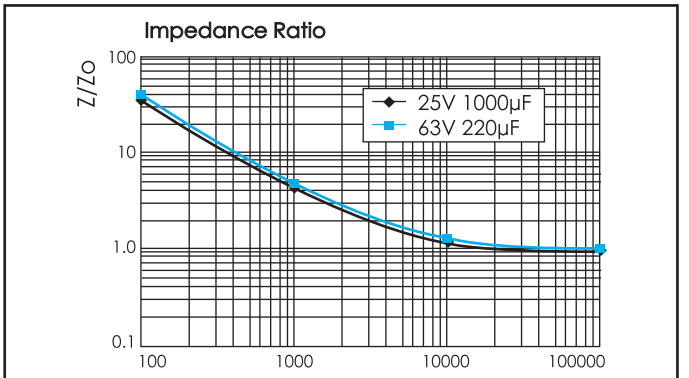

Z = actual Impedance of each frequency at 20℃
Zo = Impedance at 100kHz, 20℃
Impedance Ratio as a function of frequency

MINIATURE